
CRITERION II – TEACHING-LEARNING AND EVALUATION 2.7.1 TEACHERS SURVEY FOR GOVT. COLLEGE KULLU AQAR (2023- 24)

Teachers Survey (SSS) was conducted among the teachers of the college through the College website. The questions are in a scale of 0 to 4. The result of this survey is based on the response of 21 teachers.

Number of responses received for the survey =21

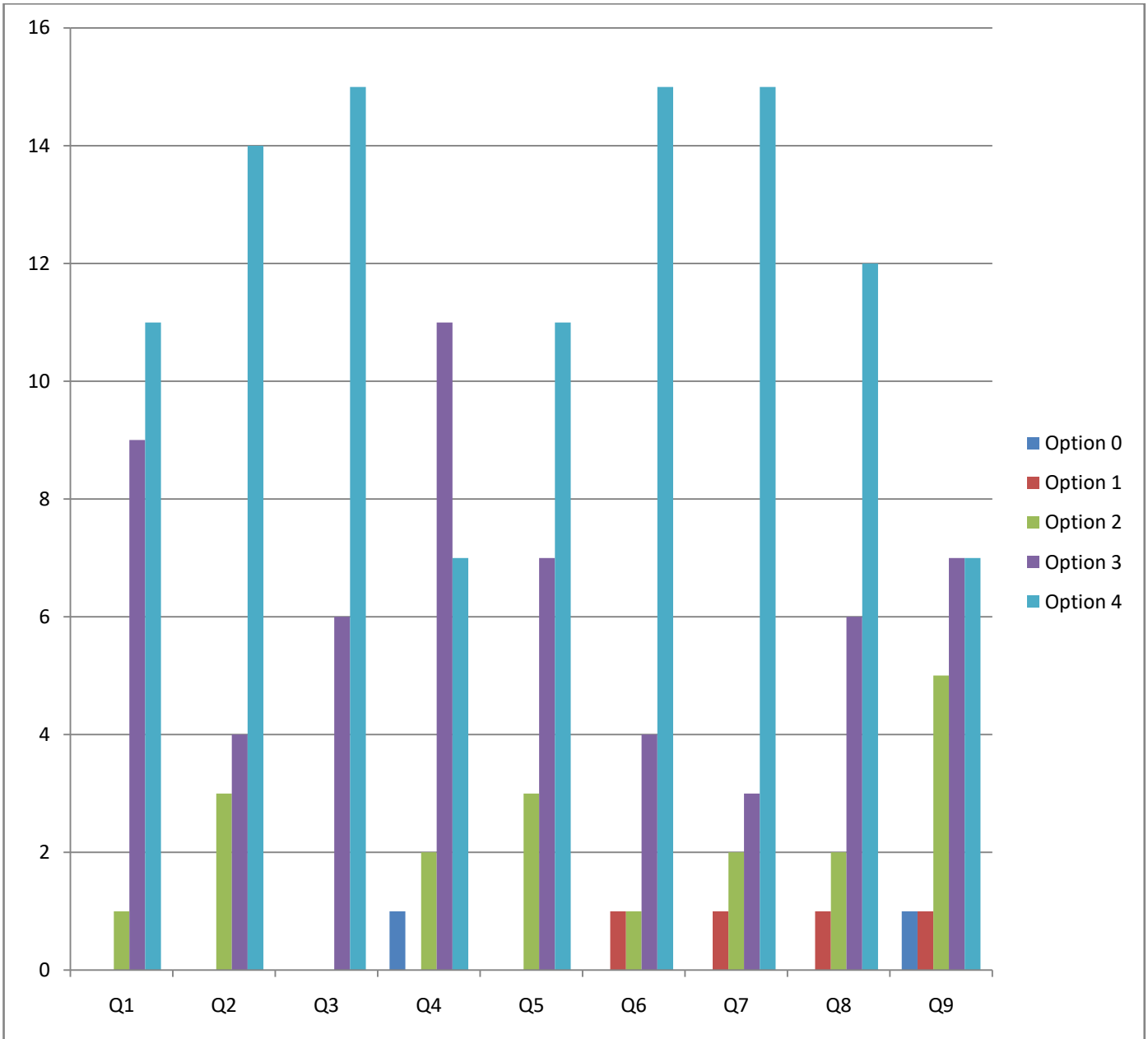
SCORE SHEET

S.N.	Questions	Average Score
1	The curriculum and syllabus content are appropriate for placement/higher education.	3.48
2	The course outcomes are well defined and clear.	3.52
3	I am able to complete the entire syllabus well in time with the desired outcome.	3.71
4	Teaching aids in the college are sufficient.	3.10
5	Courses have good balance between theory and application.	3.38
6	The college is able to attract meritorious students.	3.57
7	Administration is accessible	3.52
8	Infrastructure is optimally utilized by the students and faculty.	3.38
9	Classrooms are adequate	2.86

FREQUENCY ANALYSIS

	Q1	Q2	Q3	Q4	Q5	Q6	Q7	Q8	Q9
Option 0	0	0	0	1	0	0	0	0	1
Option 1	0	0	0	0	0	1	1	1	1
Option 2	1	3	0	2	3	1	2	2	5
Option 3	9	4	6	11	7	4	3	6	7
Option 4	11	14	15	7	11	15	15	12	7

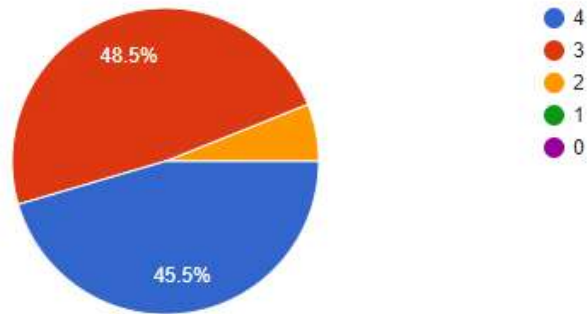
FREQUENCY DISTRIBUTION



The curriculum and syllabus content are appropriate for placement/higher education.

[Copy chart](#)

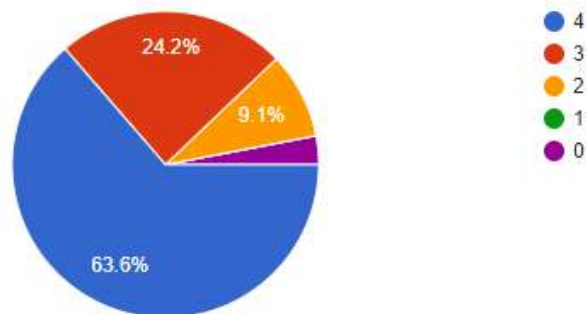
33 responses



The course outcomes are well defined and clear.

[Copy chart](#)

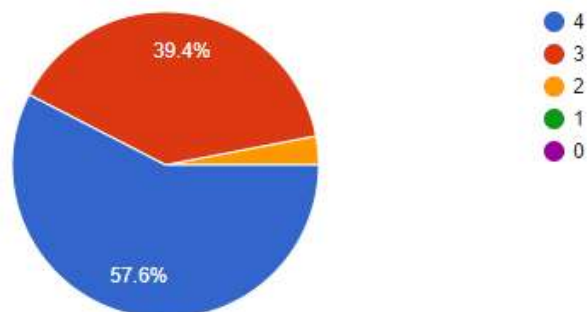
33 responses



I am able to complete the entire syllabus well in time with the desired outcome.

[Copy chart](#)

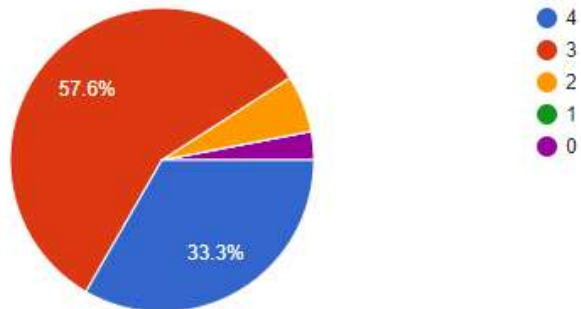
33 responses



Teaching aids in the college are sufficient.

 Copy chart

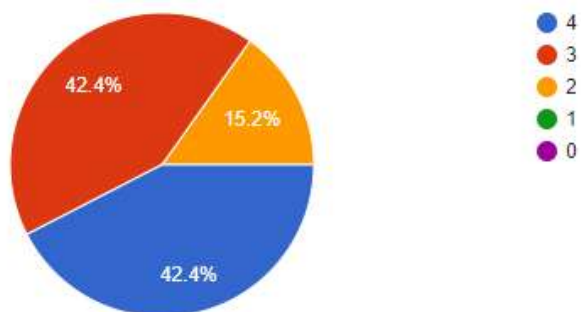
33 responses



Courses have good balance between theory and application.

 Copy chart

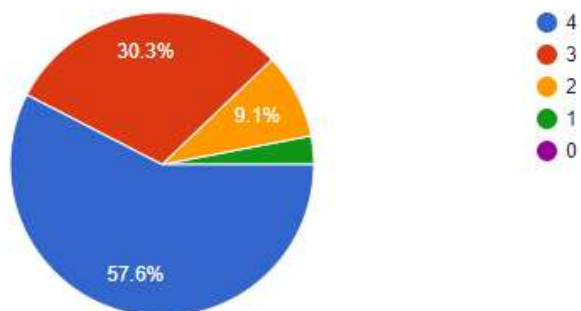
33 responses



The college is able to attract meritorious students.

 Copy chart

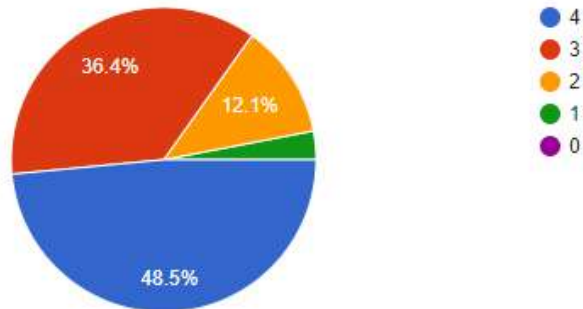
33 responses



Administration is accessible

33 responses

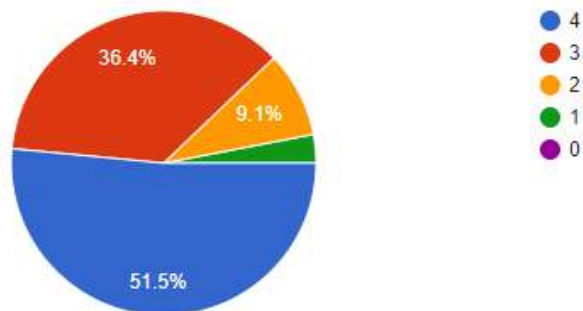
 Copy chart



Infrastructure is optimally utilised by the students and faculty.

33 responses

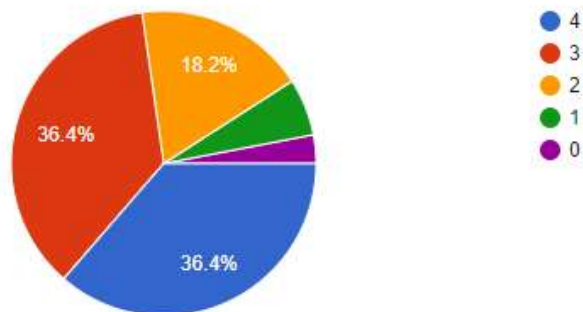
 Copy chart



Classrooms are adequate

33 responses

 Copy chart



SHORT SUMMARY:

- 8 Questions have average score more than 3.
- 1 Question has average score less than 3.
- Best score on Question 3.
- Lowest score on Question 9.